

GBM Mobile – GPS Communications Log

Advanced GPS troubles shooting

Overview

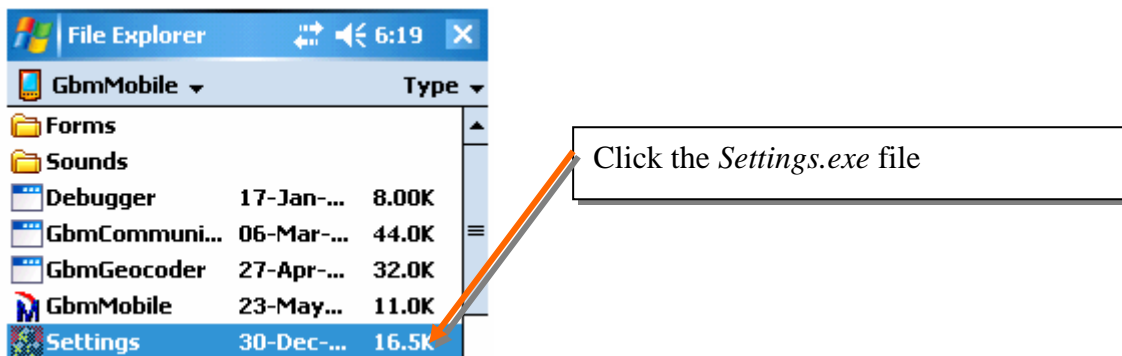
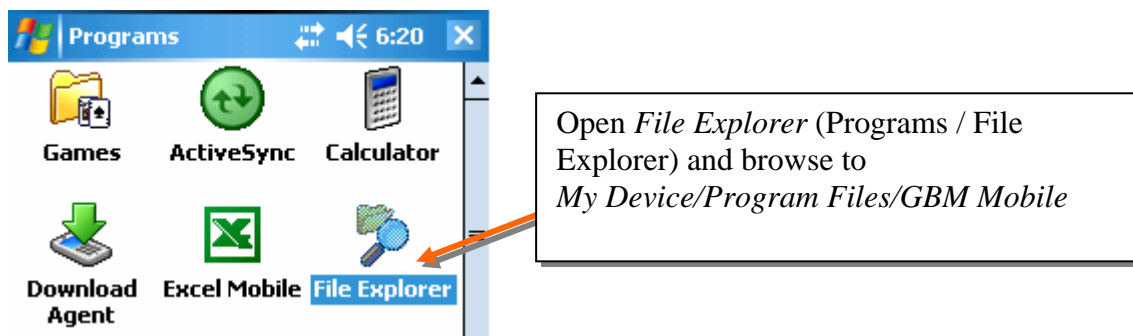
GPS devices provide data to GBM Mobile through a windows communications port. The GPS comms log records a text file that lists all the data that Microsoft Windows has passed into the communications port.

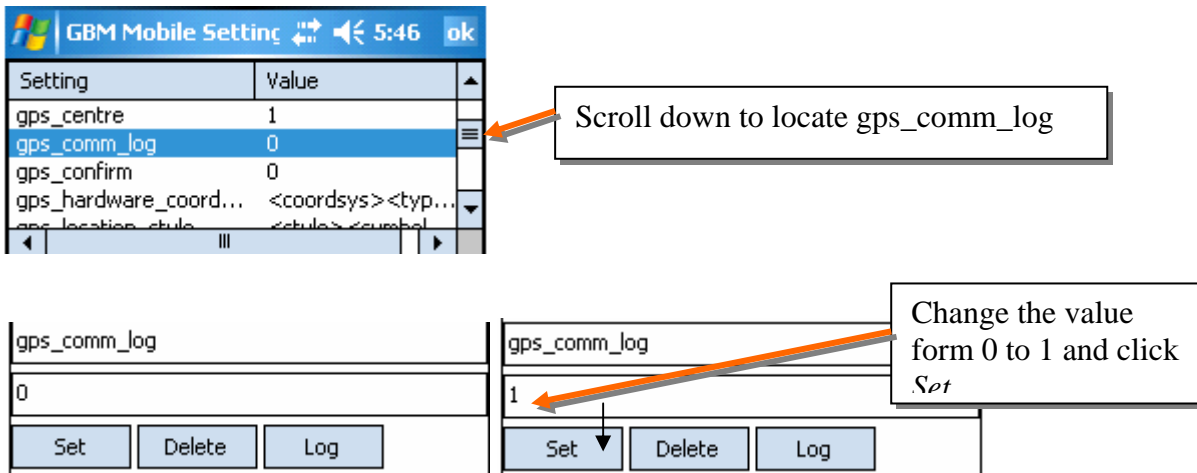
The GBM Mobile development team can analyze this recording to establish whether any abnormal GPS behavior is due to errors in the data being provided by the GPS or a programming error.

This is an advanced procedure and should only be considered once the standard trouble shooting options have been exhausted. The GPS log file is most useful for NMEA GPS units and has in the past assisted the programming team to identity and adapt the software to work with unusual implementations of the NMEA protocol adopted by some manufacturers.

The log is of no value until communications has been established between the GPS unit and GBM Mobile. Logging should only be activated for a short time and the log file removed from the PDA to avoid un-necessary memory usage.

Recording a log file





GBM Mobile will now record all data received from the COM port on which the GPS is connected to the file RECVLOG.txt which will be stored in root folder of the mobile device.

When using the GBM Mobile settings program, It is important to change only the setting described above. Changing any other values may cause abnormal program behavior that will be difficult to track down.

Also activate the general GPS log which records the location information that GBM Mobile has interpreted from the GPS input. This file is activated through the Log tab that can be accessed through the NMEA GPS settings menu



With logging activated, connect the GPS in the normal way and carry out field operations. Please also record the clock time when any abnormal behavior occurs.

Retrieving the log files

On return to the office disconnect the GPS (Devices/Disconnect in GBM Mobile) and then using Windows Explorer on the PC copy the log files from the PDA to a PC. You may not be able to copy these files until you exit GBM Mobile (through the Exit menu item on the “^” tool button).

Copy the following files to your PC:

- The detailed GPS log will be recorded in the file RECVLOG.txt in the root folder of the PDA file system.



- The standard GBMMobile.log file that can be found in the GBM Mobile Program files folder.



- Please also retrieve the regular GPS log file. This will be located in the folder specified through the GPS Settings/Log screen. The default location is in the My Documents folder.

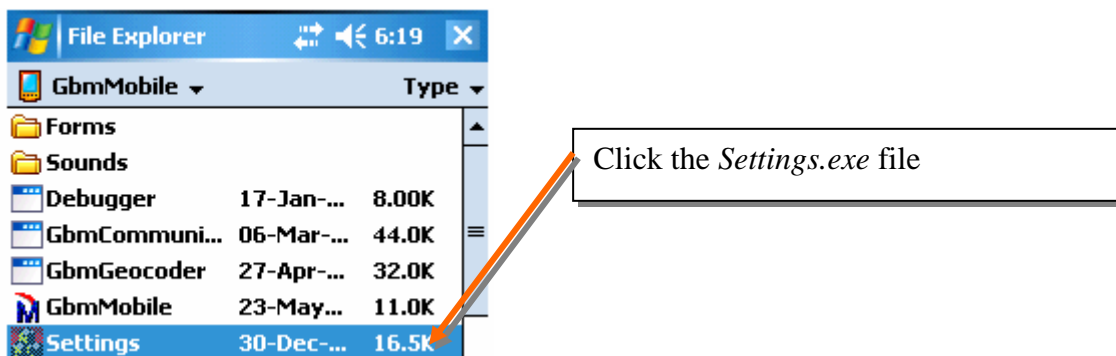


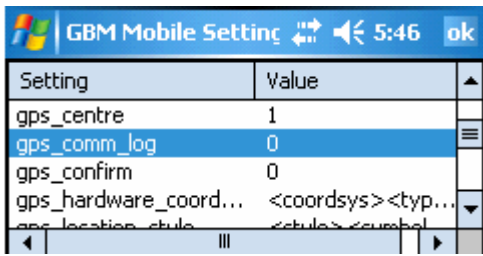
Forward all three files to the GBM Mobile support center along with information on the nature of the problem, the exact time the problem was encountered and the time zone set on the PDA (see Settings / Clocks and Alarms). Please also advise the support center of the make and model number of your Windows Mobile PDA and the make and model number of the connected GPS unit.

Deactivating GPS Com Port Logging

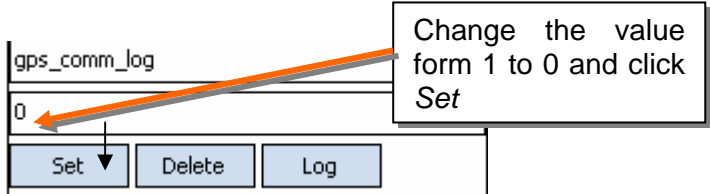
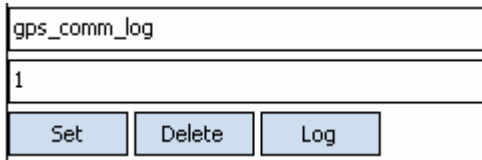
It is important to deactivate GPS Comm Port logging and to remove the log file from the PDA to free up memory space.

To deactivate Comm port logging, set the value of GPS Com Port Logging back to “0”





Scroll down to locate gps_comm_log



Change the value from 1 to 0 and click Set

Exa-Min Technologies Pty Ltd

March 30th 2007